

Century Prints – Deco Glo

GIUCY GIUCE



100
years



Canyon Road Quilt designed by: Giucy Giuce • Quilt Size: 64" x 64"

Skill Level: **Advanced Beginner**

andover



[makower uk](http://makower.uk)

Free Pattern Download Available


1384 Broadway New York, NY 10018
Tel. (800) 223-5678 • andoverfabrics.com

10/15/21

Canyon Road Quilt

Introducing Andover Fabrics new collection: Century Prints – Deco Glo by Giucy Giuce

Quilt designed by Giucy Giuce



Quilt finishes 64" x 64"

What is black and bright and beautiful? This glowing wall quilt with the stylish jewel-tone prints certainly is. Made entirely with easy half-square triangles and squares, the piecing is easy enough for anyone with a little sewing experience.

Cutting Directions

Note: Read assembly directions before cutting patches. All measurements are cut sizes and include 1/4" seam allowances. A fat 1/8 is a 9" x 20"-22" cut of fabric. A fat 1/4 is an 18" x 20"-22" cut. WOF designates the width of fabric from selvedge to selvedge (approximately 42" wide).

Fabric A Cut (4) squares 16 1/2" x 16 1/2"
Cut (64) squares 5" x 5" (4 7/8") for HST
(read Step 1 before cutting)
Cut (56) squares 4 1/2" x 4 1/2"

Fabric B Cut (8) squares 5" (4 7/8") for HST
Cut (4) squares 4 1/2" x 4 1/2"

Fabric C Cut (6) squares 5" (4 7/8")

Fabric D Cut (2) squares 5" (4 7/8") for center HST

Fabric E Cut (2) squares 5" (4 7/8") for center HST

2 Fat 1/4 **From each:**
Cut (8) squares 5" (4 7/8") for HST

8 Fat 1/8 **From each:**
Cut (4) squares 5" (4 7/8") for HST

1 Fat 1/8 Cut (2) squares 5" (4 7/8") for HST

Binding Cut (7) strips 2 1/2" x WOF for binding

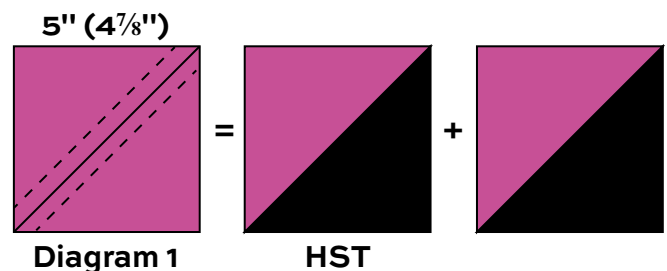
Backing Cut (2) panels 36" x 72", pieced to fit quilt top with overlap on all sides

Fabric Requirements

		Yardage	Fabric
Fabric A	backgrd.	3 yards	9248-K
Fabric B	HST	Fat 1/4 yard	274-O
Fabric C	HST	Fat 1/4 yard	276-B
Fabric D	HST	Fat 1/8 yard	272-K
Fabric E	HST	Fat 1/8 yard	273-P
2 Fat 1/4	HST	Fat 1/4 yard each	
		272-E	275-O
8 Fat 1/8	HST	Fat 1/8 yard each	
		273-G	273-Y 274-G 274-P
		275-B	275-G 276-E 276-T
1 Fat 1/8	HST	Fat 1/8	272-G
Binding		1/2 yard	276-K
Backing		4 yards	275-B

Making the Quilt

1. The quilt is made with half-square triangles (HST) that finish 4" square. Cutting squares 5" allows for trimming the HST after stitching. If you wish to eliminate this trimming step, cut 4 7/8" squares for HST. Use your favorite method to make HST, or follow these directions. Draw a diagonal line on the wrong side of the bright 5" squares. Place a marked bright square on a Fabric A 5" square, right sides together. Sew 1/4" seam on each side of the marked line; cut apart on the marked line (Diagram 1). Press open to make pieced HST. Trim the squares to 4 1/2" if needed. Make a total of 128 HST. Make 4 more HST for the quilt's center using the Fabric D and Fabric E squares.




Canyon Road Quilt

2. Referring to the Quarter Quilt Diagram, arrange the HST, Fabric A $4\frac{1}{2}$ " squares, and a Fabric B $4\frac{1}{2}$ " square into rows as shown. Turn the HST to match the design. Join the patches into horizontal rows to make larger units. Join the top unit with the Fabric A $16\frac{1}{2}$ " square to make the top half of the quarter quilt. Join the top unit to the bottom unit.

3. Make 4 quarter quilts all alike. Finally, join the quarter quilts to make the quilt, rotating each unit 90 degrees to make the design shown in the quilt photograph.

Finishing the Quilt

4. Layer the quilt with batting and backing and baste. Quilt in the ditch around block patches. Quilt the background black patches as you wish. Bind to finish the quilt.



Quarter Quilt Diagram - Make 4

Century Prints – Deco Glo

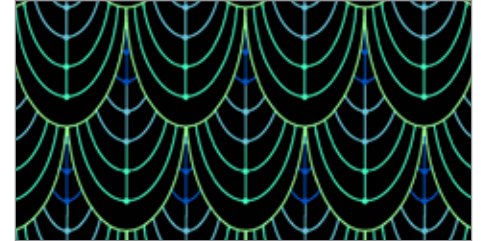
GIUCY GIUCE



272-G



272-E



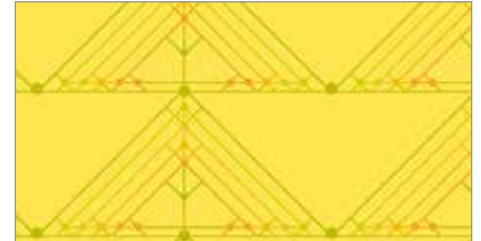
272-K



273-G



273-P




273-Y



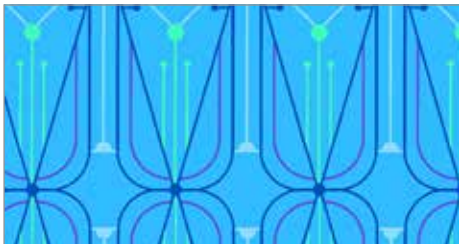
274-G



274-O



274-P




275-B



275-G



275-O



276-B



276-E



276-K



276-T

Additional fabric from
Spectrastatic by Giucy Giuce



9248-K

All fabrics are used in quilt pattern. Fabrics shown are 50% of actual size.

andover : makower uk